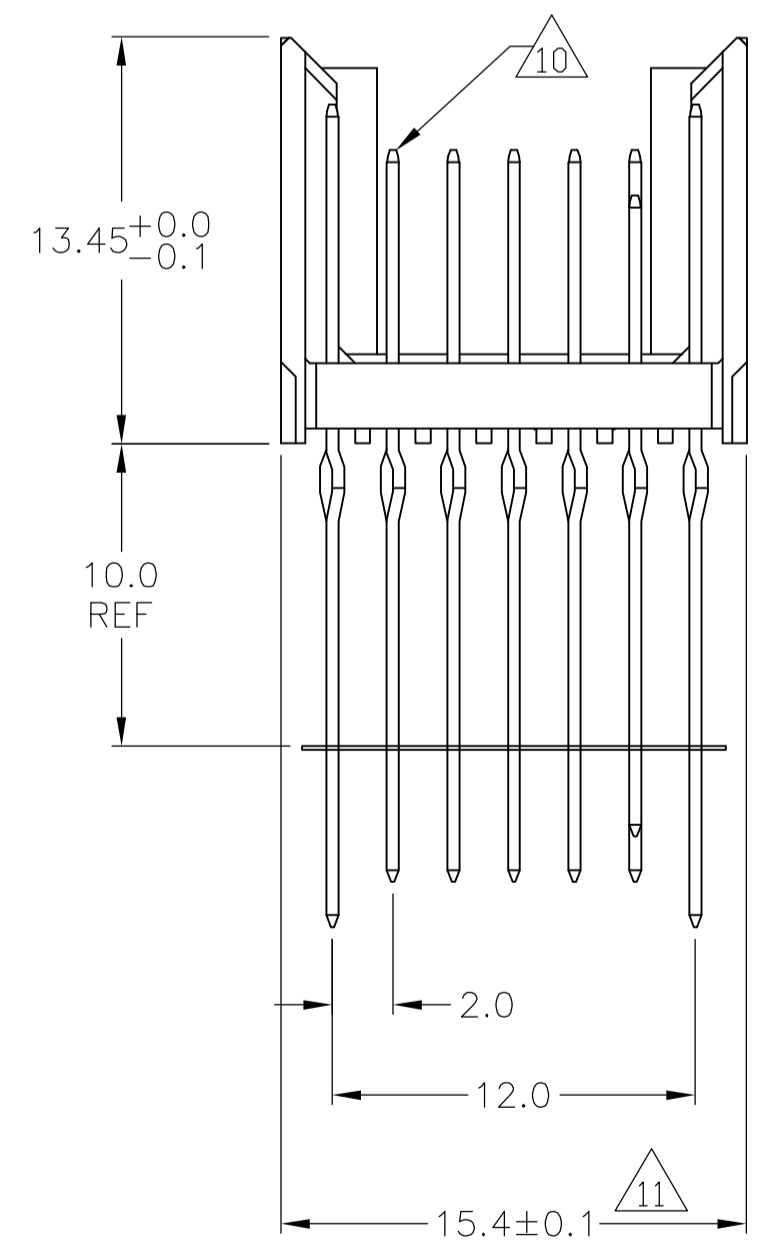
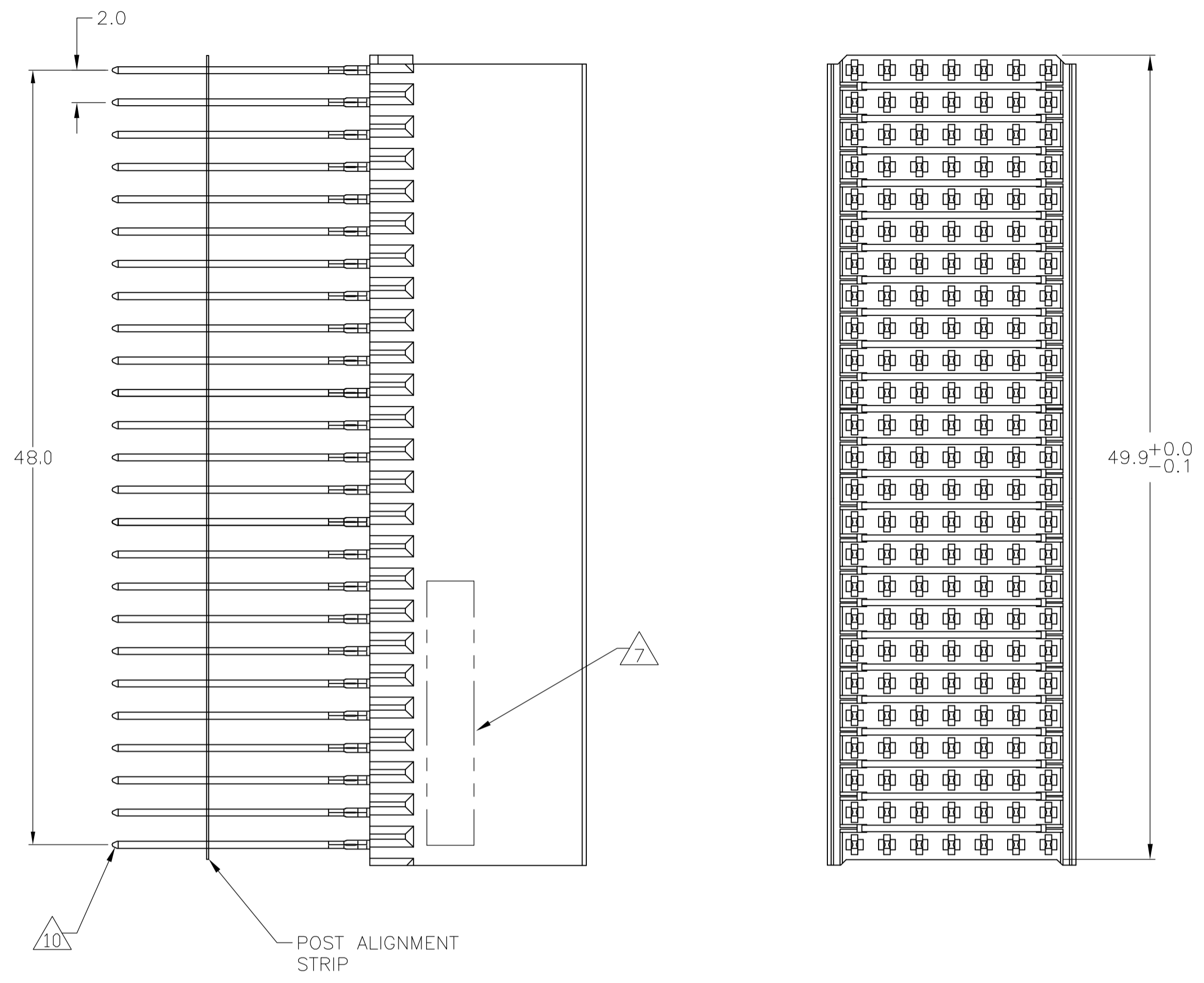
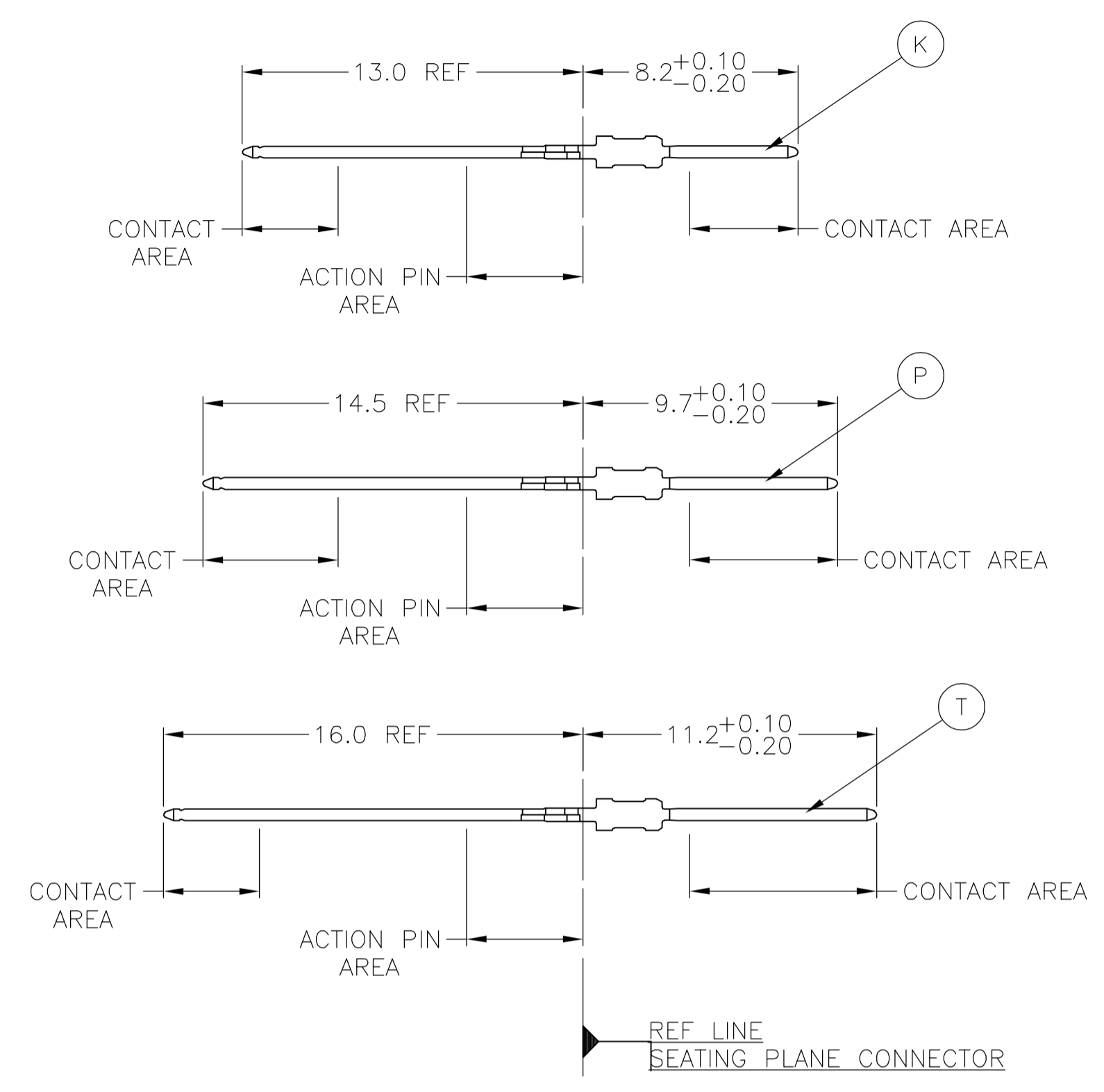


CONNECTOR ASSEMBLY EXAMPLARY LOADED




CONTACT DIMENSIONS SCALE 5:1



CONTACT LAYOUT

	z	a	b	c	d	e	f
1	T	P	P	P	P	P	T
2	T	P	P	P	P	P	T
3	T	P	P	P	P	P	T
4	T	P	P	P	P	P	T
5	T	P	P	P	P	P	T
6	T	P	P	P	P	P	T
7	T	P	P	P	P	P	T
8	T	P	P	P	P	P	T
9	T	P	P	P	P	P	T
10	T	P	P	P	P	P	T
11	T	P	P	P	P	P	T
12	T	P	P	P	P	P	T
13	T	P	P	P	P	P	T
14	T	P	P	P	P	P	T
15	T	P	P	P	P	P	T
16	T	P	P	P	P	P	T
17	T	K	P	P	P	P	T
18	T	K	P	P	P	P	T
19	T	P	P	P	P	P	T
20	T	P	P	P	P	P	T
21	T	P	P	P	P	P	T
22	T	P	P	P	P	P	T
23	T	P	P	P	P	P	T
24	T	P	P	P	P	K	T
25	T	P	P	P	P	K	T

RECOMMENDED PCB-HOLE LAYOUT COMPONENT SIDE SHOWN



PLATED THRU HOLES PARAMETERS REFERENCE APPLICATION SPECIFICATION

2 6 12	1-188258-9
2 5 12	188258-9
2 4	188258-4
2 3	188258-1
FINISH	PART NUMBER

THIS DRAWING IS A CONTROLLED DOCUMENT.

DIMENSIONS: mm	TOLERANCES UNLESS OTHERWISE SPECIFIED:	DIN B CARBO 2BAPROS	tyco Electronics	Tyco Electronics Corporation Harrisburg, Pa 17105-3608
0 PLC ± -	1 PLC ± 0.1	CHK G SKIPPER 2BAPROS	NAME	MALE ASSEMBLY, Z-PACK 2mm HM, TYPE B
2 PLC ± -	3 PLC ± -	APVD G SKIPPER 2BAPROS	PRODUCT SPEC	108-19082
4 PLC ± -	ANGLES ± -		APPLICATION SPEC	114-19029
MATERIAL 1	FINISH SEE TABLE	WEIGHT -	SIZE A1	00779 C=188258
			CUSTOMER DRAWING	SCALE 4:1 SHEET 1 OF 2 REV C

LOC	DIST	REVISIONS			
P	LTR	DESCRIPTION	DATE	DN	APVD
AD	00	SEE SHEET 1	-	-	-

- 1 MATERIAL:
CONTACT: PHOSPHOR BRONZE.
HOUSING: GLASS-FILLED POLYESTER.
- 2 GENERAL PLATING SPECIFICATION: UNDERPLATING
(ENTIRE CONTACT): 1.27µm MIN NICKEL AND ACTION
PIN: 0.5µm MIN TIN/LEAD.
FOR PLATING OF MATING SURFACES SEE APPLICABLE
SPECIFICATION REFERENCE FOR EACH DASH NUMBER.
- 3 CONFORMS TO ALL TESTING ACCORDING TO IEC 61076-4-101
PERFORMANCE LEVEL 2.
- 4 CONFORMS TO ALL TESTING ACCORDING TO IEC 61076-4-101
PERFORMANCE LEVEL 1.
- 5 CONNECTOR TESTED AND QUALIFIED AGAINST TELCORDIA GR-1217-CORE QUALITY LEVEL 3,
CENTRAL OFFICE APPLICATIONS.
- 6 CONNECTOR TESTED AND QUALIFIED AGAINST TELCORDIA GR-1217-CORE QUALITY LEVEL 3,
UNCONTROLLED ENVIROMENT APPLICATIONS.
- 7 CONNECTOR MARKED WITH PART NUMBER AND DATE CODE.
ADDITIONAL CHARACTERS OR MARKINGS, AS WELL AS THE LOCATION OF THE MARKINGS,
MAY BE ADDED FOR TRACEABILITY BASED UPON MANUFACTURERS DISCRETION.
- 8 PLATED-THROUGH HOLES AT 2x2mm SQUARE GRID
PATTERN DEFINED BY CONTACT LAYOUT.
- 9 FOR ACTUAL PIN LOADING SEE "CONTACT LAYOUT".
- 10 FOR ACTUAL PIN DIMENSIONS SEE "CONTACT DIMENSIONS".
- 11 TO BE MEASURED AT BOTTOM OF SHROUD.
- 12 CONNECTOR LUBRICATED WITH BELCORE APPROVED LUBRICANT,
TECHNICAL REFERENCE: TR-NWT-001217 ISSUE 1, SEP 1992.

THIS DRAWING IS A CONTROLLED DOCUMENT.		DIN B CARBO	2BAPROS	tyco Electronics	Tyco Electronics Corporation Harrisburg, Pa 17105-3608	
DIMENSIONS: mm		CHK G SKIPPER	2BAPROS		NAME	MALE ASSEMBLY, Z-PACK 2mm HM, TYPE B
TOLERANCES UNLESS OTHERWISE SPECIFIED:		APVD G SKIPPER	2BAPROS	PRODUCT SPEC	108-19082	
0 PLC ± -		APPLICATION SPEC		SIZE	CAGE CODE	DRAWING NO
1 PLC ± 0.1		114-19029		A1	00779	188258
2 PLC ± -		RESTRICTED TO		CUSTOMER DRAWING		
3 PLC ± -		WEIGHT		SCALE 4:1 SHEET 2 OF 2 REV C		
4 PLC ± -		MATERIAL		SEE SHEET 1		
ANGLES ± ± -		FINISH		SEE SHEET 1		